

Summary Feedback

(Combined feedback broadcasted multiple time this week)

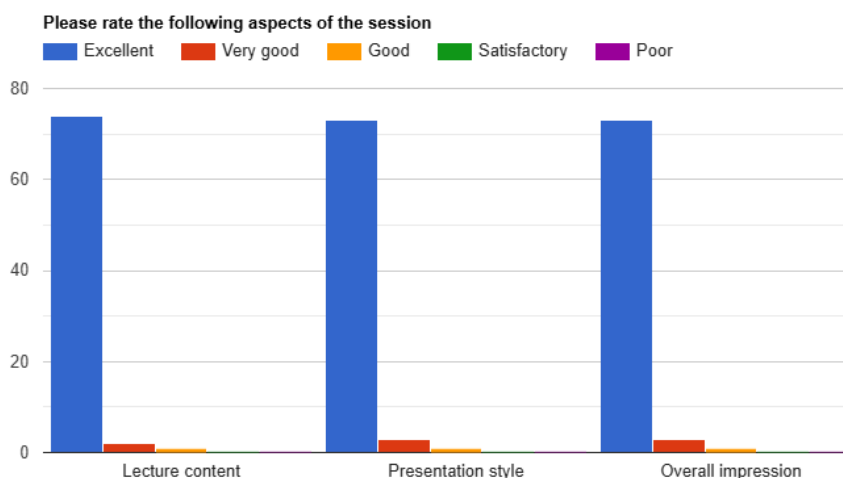
PRE-RECORDED: Basildon FRCR 2B 'A to Zee' Course 2020

Session 20/36

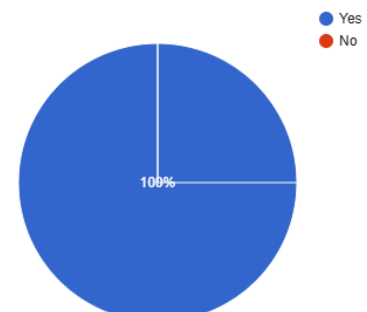
Urology for FRCR
(16th & 17th August 2025)
Lecturer: Imran Syed

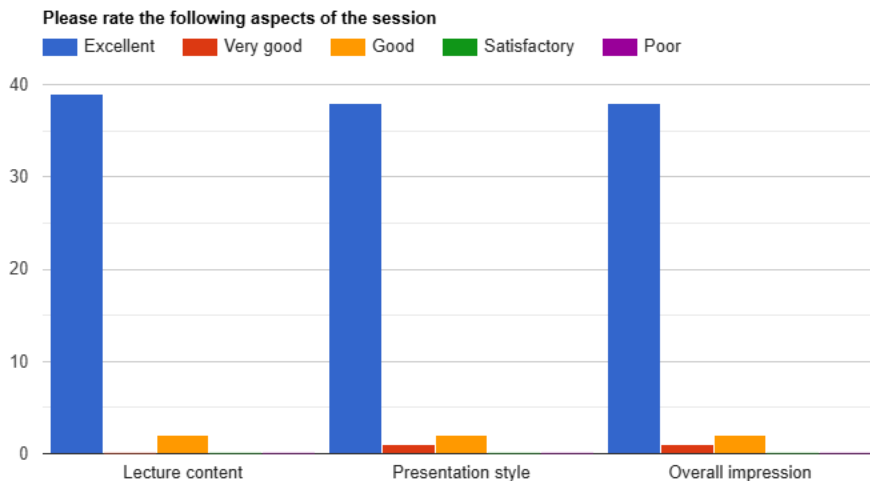
Summary Points:

- Total Attendees: 317 from 36 Countries (Algeria, Austria, Bahrain, Canada, Dominica, Egypt, Ethiopia, Germany, Ghana, India, Indonesia, Iran, Iraq, Jordan, Kenya, Libya, Malaysia, Malta, Nepal, Nigeria, Norway, Oman, Pakistan, Saudi Arabia, Singapore, South Africa, Sri Lanka, Sudan, Swaziland, Thailand, Türkiye, UAE, Uganda, UK, Yemen, Zimbabwe).
- Total duration: 3 hours (each session broadcasted thrice during the week)
- Total feedback received from 127 participants, from three different broadcasts

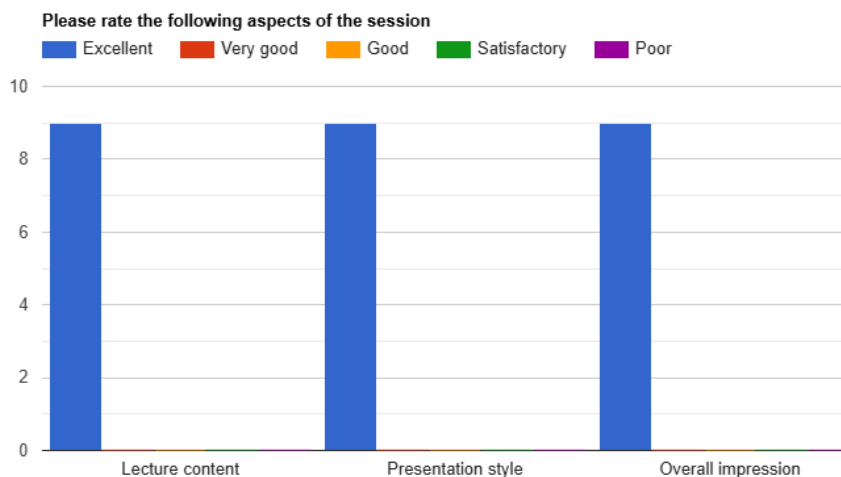
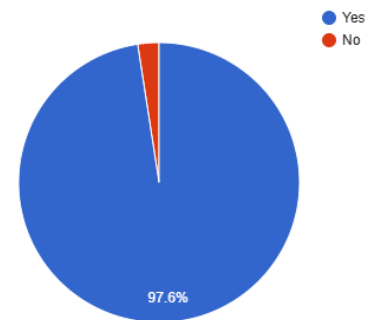


Did you find it useful
77 responses

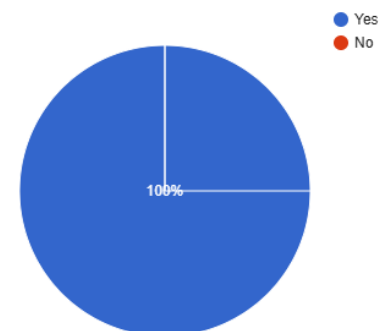




Did you find it useful
41 responses



Did you find it useful
9 responses

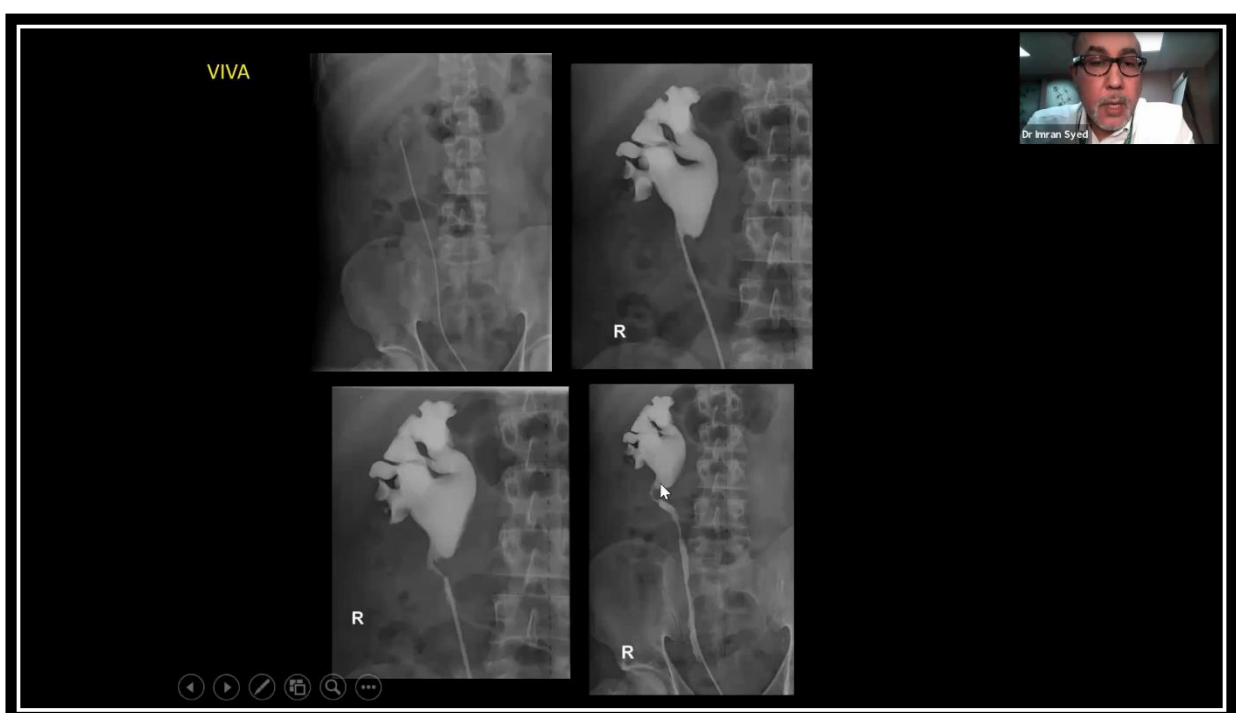


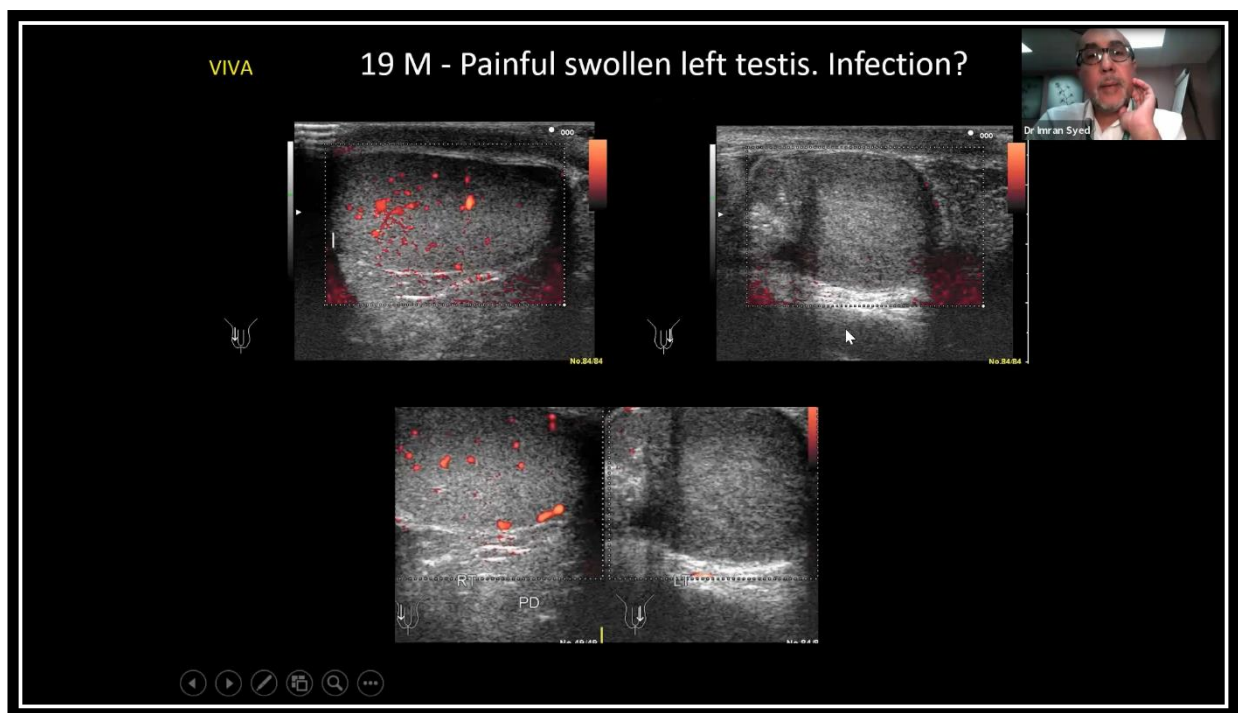
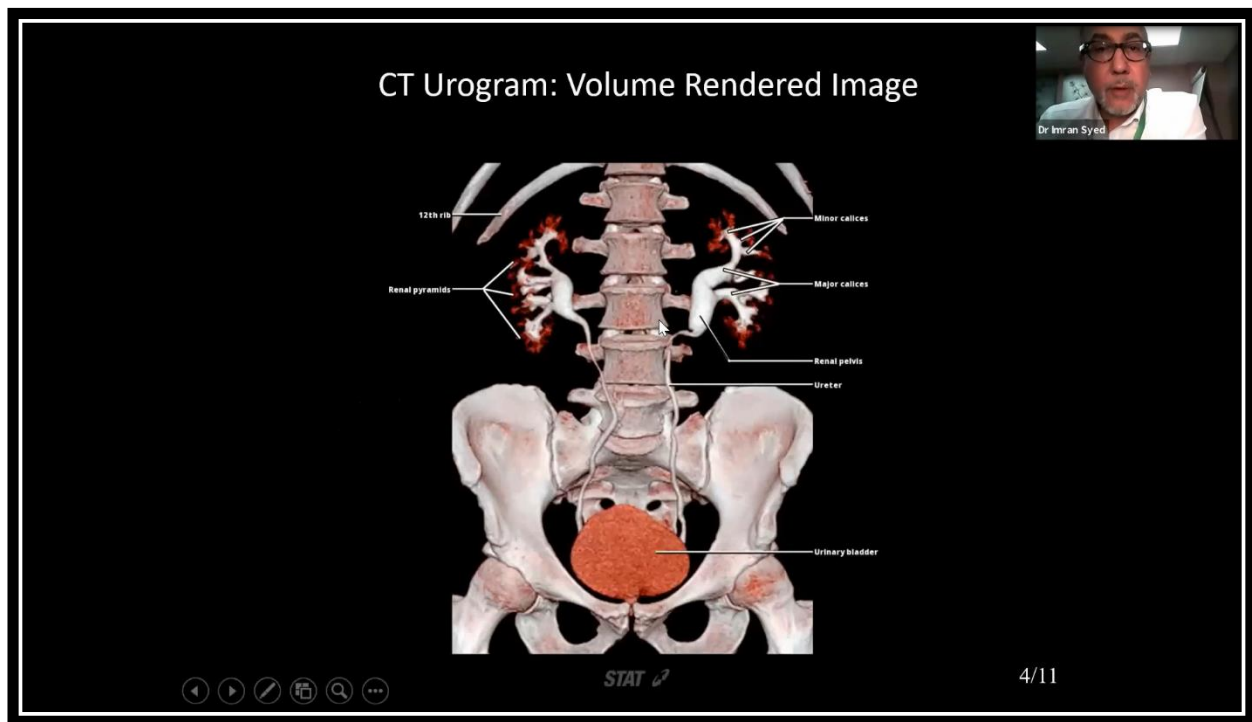
Testimonials

- I am really grateful for such insightful and engaging lecture today. Learnt from thoughtful explanation and a variety of cases. I truly appreciate the efforts and dedication. Looking forward to learn more from upcoming sessions (India).
- Anatomy of MRI was very helpful for me as I don't have MRI in our hospital and also in preparation for registrarship tips are helpful (South Africa).
- The session is brilliant with a wide variety of cases, exam based approach, to the point clear feedback to candidates (Egypt).
- The viva class organised by Dr. Khan is always awesome! It is useful for exam purposes as well as daily working practice! Really appreciate Dr. Khan, Master and King of Radiology! (Malaysia).
- Fantastic descriptions on imaging. Teaching us how to use the correct radiology terminology (South Africa).
- I found the coverage of prostate MRI really useful. I also enjoyed the renal teaching - really useful and good revision for me (UK).
- I like how he took time to break down prostate imaging (Zimbabwe).

- Brilliant case selection. Prostate Ca descriptive terminology was a great revision. All prostate sequences on 1 slide were also very helpful (UK).
- The anatomical review and his style of evaluating the rectoprostatic fat plane was very helpful (Nigeria).
- I found the differential diagnosis explanation and case presentation appropriate terminology useful (Singapore).
- Interesting cases, targeted question, constructive feedback and valuable tips and review slides (Algeria).
- Wonderful platform for radiology learning and improving and staying updated as well (Pakistan).
- Thank you for your outstanding work (Iran).
- Very informative cases, very well explained by Dr. Imran Syed (Pakistan).
- The discussions of the cases, as well as the cases themselves were brilliant (Austria).
- Anatomy to pathology with good representative cases, very well structured sessions (UK).
- Amazing variety of cases and to the point description (India).
- Amazing approach to cases and nice description of long cases (India).
- Extensive coverage of pathologies of the renal system (Zimbabwe).
- Every aspect of the lecture was useful (Nigeria).
- Great teaching session (Malaysia).
- Grateful to the presenter and team for this wonderful teaching (UK).
- Great lecture (Zimbabwe).
- Impressive and expansive (Nigeria).
- Excellent cases and explanation by Dr. Imran Syed (UK).
- Very informative (Saudi Arabia).
- Excellent teaching as always (UK).
- Great useful teaching, thank you! (UK).
- Very educative (UK).
- Very impressive (Nigeria).
- Excellent session (South Africa).
- Useful session (Sudan).
- Superb (India).
- Great teaching (Zimbabwe).
- Excellent teaching session (Nigeria).
- It was very good (Sudan).
- It was perfect (UAE).
- It's perfect (Egypt).
- Excellent cases and teaching (Pakistan).
- Very nice lesson (Sudan).
- Great knowledge (Pakistan).
- Nice teaching (Saudi Arabia).
- Whole session was useful (Pakistan).
- Nice cases (Saudi Arabia).
- Amazing collection of cases (Pakistan).
- Explained very well (Pakistan).
- Nice images and teaching (Bahrain).
- Useful tips and updates (Austria).
- Nice cases (Thailand).
- All of it was very useful & highly valuable (Egypt).

- Awesome case descriptions (Nepal).
- It was perfect (UAE).
- Excellent lecture content (UK).
- Nice cases (Sudan).
- Excellent descriptions (India).
- All of the session was useful (Sudan).
- Excellent discussion (India).
- Brilliant explanation by the moderator (UK).
- Great learning (Pakistan).
- Good cases and lectures (UK).
- Great cases (Libya).
- Everything was useful (South Africa).
- Every aspect was valuable (Sri Lanka).
- All the aspects were amazing (Iran).
- Nice content and delivery (UK).
- Great teacher (Pakistan).
- Excellent session (Nigeria).
- Good urology overview especially prostate MR (UK).
- Excellent teaching session (Algeria).
- Excellent presentation (India).
- Great teaching session (Malaysia).
- Excellent lecture (UK).
- Interpretation of prostate MR was well done (UK).
- Specific cases with a special lecturer (Malta).
- The viva cases of urology were excellent (UK).
- Excellent case variety (India).
- Excellent teaching and cases (Pakistan).





=====XX=====XX=====